
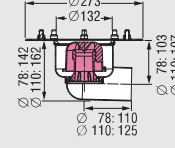

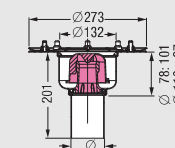

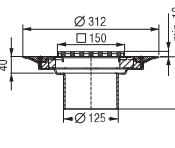

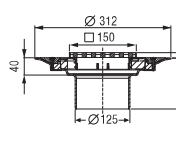

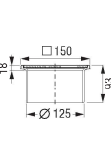

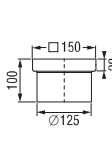


Floor drains *Ferrofix* with pressure sealing flange

Matrix order system

Drain body	Upper sections			
<p>Floor drain <i>Ferrofix</i> in stainless steel AISI 304 with pressure sealing flange with odour trap, connection to SML-pipe</p>    	<p>Shallow bed upper section in ABS, with mesh fabric</p>   <p>with slotted cover 138 x 138 mm and rim in stainless steel AISI 304, non-slip, class L 15, screwed</p> <p>Art. # 48 907</p>	<p>Shallow bed upper section in ABS, with mesh fabric</p>   <p>with anti-slip drain cover 138 x 138 mm and rim in stainless steel AISI 304, non-slip, class L 15</p> <p>Art. # 48 965</p>	<p>Upper section in ABS</p>   <p>with slotted cover 138 x 138 mm and rim in stainless steel AISI 304, non-slip, class L 15, screwed</p> <p>Art. # 48 176</p>	<p>Upper section in stainless steel AISI 304</p>   <p>with anti-slip drain cover 138 x 138 mm and rim in stainless steel AISI 304, class L 15 / M 125*</p> <p>* On-site lining work required</p> <p>Art. # 54 914</p>
Ø 78	Complete drain comprising a combination of the drain body and upper section			
Lateral outlet Art. # 54 200	54 200.52	54 200.21	54 200.61	54 200.20
Vertical outlet Art. # 54 210	54 210.52	54 210.21	54 210.61	54 210.20
Ø 110	Complete drain comprising a combination of the drain body and upper section			
Lateral outlet Art. # 54 220	54 220.52	54 220.21	54 220.61	54 220.20
Vertical outlet Art. # 54 230	54 230.52	54 230.21	54 230.61	54 230.20

* Draining capacity valid for Ø 110 vertical outlet. Other variants 1.8 l/sec. 20 mm threshold / 10 mm threshold



EN 1253

Accessories see page 223

Drains / channels
in stainless steel

Drains

4